

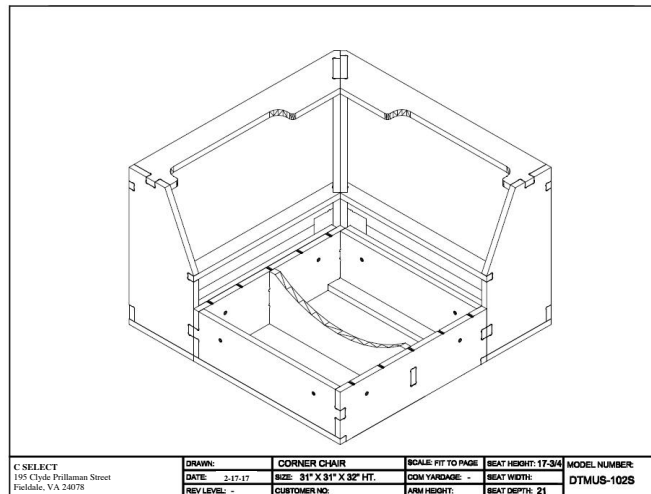
Standard Construction Specs

Seat Cushions: Constructed of 1.8lbs density, 36ILD polyurethane core wrapped in 1 ¼ oz fiber. Cased in Kemcloth-ticking. Cushion tops are mirror of bottoms permitting a (preferred) rotation. All construction meets TB117.

****Cushion Upgrade:** Upgrade for residential comfort/plush. Constructed of 1.8lbs density, 28ILD core, wrapped in 3oz of fiber. Cased in a down proof ticking. Add code RPC after the part number. All construction meets TB 117.

Seat Deck: Spring up is separate from the cushions with a triple overlay consisting of polyester nonwoven fabric, the polyester deck pad, and then polyester deck denim all meeting TB 117. Springs are continuous regular loop type, and run from inside arm to inside arm, then tied and connected with insulated clip/wire for uniform support.

Inside & Outside Arm: Each consists of 1.5lbs density 24ILD to meet TB 117, and is covered in a heavy duty .085g cardboard, all outside surfaces are covered with .5 oz padding.



Frame: 7/8" Hardwood plywood are pictured puzzled pieced, CNC router cut and interlocking. Critical areas are reinforced with 4/4 kiln dried hardwood blocks. Adhesives are water based PVA type.



S101-07

H: 35.5" W: 29.5" D: 32.5"
SH: 19.5" SD: 18" AH: 24.5"
COM: 7 YDS



S102-07

H: 35.75 W: 30" D: 34"
SH: 19.5" SD: 19" AH: 24.5"
COM: 7 YDS



S103-07

H: 37.5" W: 33" D: 39"
SH: 20" SD: 22" AH: 25"
COM: 6 YDS



S104-07

H: 35.5" W: 29" D: 36"
SH: 19.5" SD: 19.5 AH: 23.5"
COM: 7 YDS



S105-07

H: 39" W: 28" D: 32"
SH: 19.5" SD: 21" AH: 24"
COM: 6 YDS



S106-07

H: 35" W: 28" D: 34"
SH: 20" SD: 22" AH: 24.5"
COM: 5.5 YDS



S107-07

H: 38" W: 31" D: 34"
SH: 19" SD: 20" AH: 26"
COM: 5.5 YDS



S108-07

H: 42" W: 32" D: 33"
SH: 19" SD: 20" AH: 25"
COM: 6.5 YDS



S109-07

H: 34" W: 29" D: 34"

SH: 19" SD: 20" AH: 22"

COM: 7 YDS



S110-07

H: 28" W: 29" D: 30"

SH: 19" SD: 20" AH: 23"

COM: 5 YDS



S111-07

H: 38" W: 27.5" D: 29"

SH: 19" SD: 25" AH: 25.5"

COM: 5 YDS



S112-07

H: 31" W: 28" D: 33"

SH: 20" SD: 22" AH: 26"

COM: 5.25 YDS



S113-07

H: 40" W: 27" D: 28"

SH: 19" SD: 21" AH: 24"

COM: 6 YDS



S123-07

H: 32" W: 30" D: 30"

SH: 18" SD: 23" AH: 25"

COM: 4.5 YDS



S208-07

H: 37" W: 33" D: 30"

SH: 19" SD: 21" AH: 24.5"

COM: 5.5 YDS



S212-07

H: 33.5" W: 31" D: 35"

SH: 18.5" SD: 22.5" AH: 23.5"

COM: 4.5 YDS



S307-07

H: 33.5" W: 28.5" D: 31.5"
SH: 19.5" SD: 21" AH: 25.5"
COM: 6 YDS



S733-07

H: 41" W: 30" D: 30"
SH: 18" SD: 21"
COM: 6 YDS



S2310-07

H: 45" W: 27" D: 36"
SH: 19.5" SD: 21.5" AH: 26"
COM: 7 YDS



S2470-07

H: 35" W: 35" D: 38"
SH: 19" SD: 22" AH: 25"
COM: 6 YDS



S2732-07

H: 39" W: 23" D: 26"

SH: 20" SD: 20"

COM: 3 YDS



S2825-07

H: 41" W: 34" D: 34.5"

SH: 18.5" SD: 19.5" AH: 26.5"

COM: 7.5 YDS



S2920-07

H: 39" W: 28" D: 33.5"

SH: 18.5" SD: 21" AH: 24.5"

COM: 7 YDS



S7626-07

H: 39" W: 28" D: 35"

SH: 19" SD: 22" AH: 25"

COM: 6.5 YDS



S7628-07

H: 43" W: 28.5" D: 37.5"
SH: 18.5" SD: 21" AH: 25.5"
COM: 7 YDS



S7636-07

H: 39" W: 32" D: 36"
SH: 19.5" SD: 21" AH: 25"
COM: 7 YDS

All Finishes

Amber Cherry



Biltmore Cherry



Classic Walnut




Cocobala




Empire Mahogany




English Oak



Glamour Cherry



Hampton Walnut



Manitoba Maple



Select Nailheads



Dark Nickel



Antique Brass



Pewter

Pass Thru-Decking

CSelect's Pass Thru-Decking delivers easy maintenance without affecting outward appearance. Pass Thru-Decking maximizes convenience and minimizes maintenance. Phones, Pens, keys, all Pass Thru so does liquid if a barrier fabric is used. Add to that, only staff will ever know. CSelect's Pass Thru-Decking does not affect the outward appearance of the upholstered piece. Pass Thru-Decking is available on a select number of frames.

* Please contact your sales representative or our factory to inquire about this option.

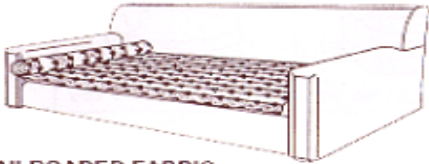


Simple Moisture Barrier for cushion is an option as well

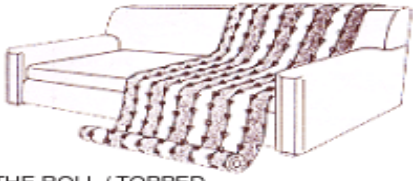
COM Information

Fabric Allowance					
Width	Plain Fabric	2"-10" Repeat	11"- 20" Repeat	21"- 30" Repeat	31"- 40" Repeat
54"	+0%	+15%	+25%	+35%	+45%

Please specify whether the fabric direction is railroaded or up the roll. This is critical to ensure that the proper yardage is ordered, thus avoiding possible production delays and additional cost.



RAILROADED FABRIC



UP THE ROLL / TOPPED

CSelect will use its best judgment in applying COM Fabric if specific instructions are not included with the order. WE will not be responsible if the customer does not like the application of the fabric to frame.

Send all COM fabrics freight prepaid to:

CSelect
195 Clyde Prillaman Street
Fieldale, VA 24089
Tag: Project Name